



unesco

Institute for Statistics



CONFERENCE ON
**EDUCATION DATA
AND STATISTICS**

CONFERENCIA SOBRE
**DATOS Y ESTADÍSTICAS
DE EDUCACIÓN**

CONFÉRENCE SUR LES
**DONNÉES ET STATISTIQUES
DE L'ÉDUCATION**

7 - 9 FEBRUARY 2024

UNESCO HEADQUARTERS, PARIS, FRANCE



unesco

Institute for Statistics



2024 CONFERENCE ON EDUCATION DATA AND STATISTICS

**Expenditure indicators:
What are the challenges going forward?**

Expenditure indicators

- ▶ FFA Government expenditure on education as a percentage of GDP
- ▶ 1.a.2 Proportion of total government spending on essential services (education)
- ▶ 4.5.4 Expenditure on education per student by level of education and source of funding
- ▶ 4.5.6 Expenditure on education as a percentage of GDP by source of funding (public, private, international)

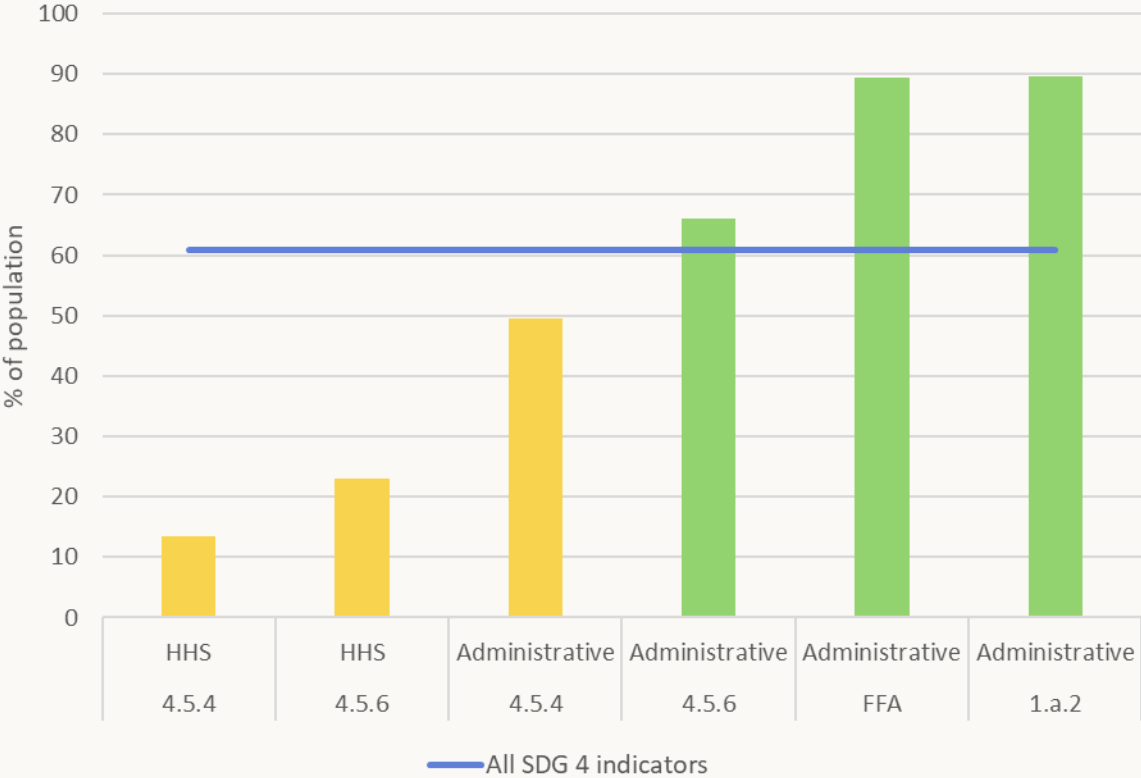
Indicators need multiple sources

Variable	Source	1.a.2	FFA	4.5.4	4.5.6
Total government expenditure on education	GFS (IMF) Education survey (UOE) Dynamic templates (UIS)	x	x		x
Total general government expenditure	WEO (IMF)	x			
Gross domestic product	WB		x		x
Gross domestic product per capita	WB			x	
Government expenditure by level	UOE			x	
International expenditure by level	UOE, CRS (OECD)			x	x
Household expenditure by level	UOE, OECD, HHS reports			x	x
Number of pupils by level	UOE			x	

Challenges (1)

Low coverage for some indicators

Coverage of SDG 4 expenditure indicators in terms of share of population (%)

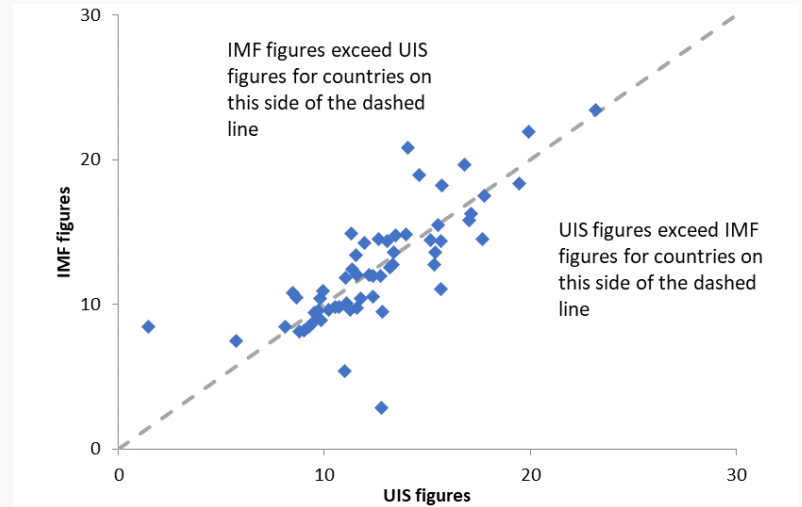
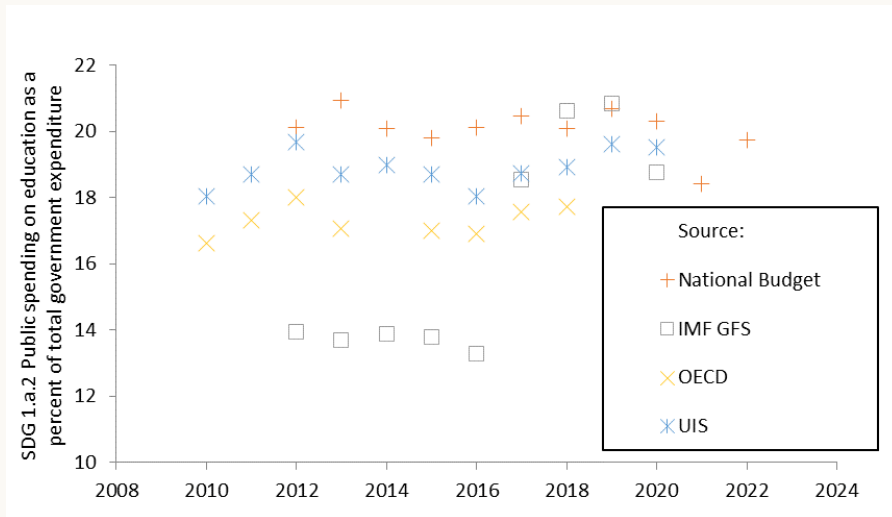


Challenges (2)

Conflicting data sources for public expenditure

Public expenditure on education as share of total government expenditure by year and source, South Africa

IMF and UIS data on education expenditure as share of total government expenditure by country using the same denominator



Challenges (3)

Private expenditure measurement

- ▶ Very few countries report household expenditure on education. Data additions are indirect estimates based on household survey reports.
- ▶ Despite the new data, coverage in recent years remains low and there are various limitations in data collected from household survey reports.
- ▶ Low coverage, low frequency and cross-survey comparability issues.

Agenda forward to work with Member States

- ▶ Create menu of harmonization methods of FFA and SDG 1.a.2 indicators
- ▶ Simplify data collection instruments
 - Simplify or prioritize FFA and SDG 4 indicators
 - Provide clear guidelines to respondents on how to obtain the data needed to fill in the fields including the metadata
- ▶ Develop and provide guidelines to national statistical offices on how to collect household expenditure on education
- ▶ Simplify guidelines and expand national education accounts methodology

Proposed decision (1)

Expenditure data: challenges and solutions forward

- ▶ *Noting* the information presented in the report ‘Education expenditure data: challenges and solutions forward’ (1 UIS/EDS/6);
- ▶ *acknowledging* the three challenges associated with the calculation of expenditure indicators, namely:
 - low coverage, apart from total public expenditure;
 - conflicting data sources for public expenditure;
 - private expenditure data production.

Proposed decision (2)

Expenditure data: challenges and solutions forward

The UNESCO Conference on Education Data and Statistics

► *requests* the TCG/EDS commission to focus efforts on:

- Creating a menu of harmonization methods of the FFA and SDG 1.a.2 indicators
- Simplifying data collection instruments including prioritization
- Developing and providing guidelines to national statistical offices on how to collect household expenditure on education
- Simplifying guidelines and expanding the national education accounts methodology



unesco

Institute for Statistics



2024 CONFERENCE ON
EDUCATION DATA AND STATISTICS

Learn more:

uis.unesco.org
ces.uis.unesco.org

@UNESCOstat